



HIGHLIGHTS: As we are approaching the end of the rainy/hurricane season (June 1st – November 30th), interests across St. Vincent and the Grenadines should still continue to remain vigilant. View various bulletins and outlooks issued by the Caribbean Regional Climatic Centre (Health, Agriculture, Heat outlook etc.) Read the Caribbean Agro-Climatic bulletin of CarisAM and other national bulletins.

October 2023 Summary

Warmer than usual temperatures remained the trending event throughout October. The month of October had a record-breaking maximum temperature of 34.0°C, which was recorded on the 19th.

Due to the abnormally warm weather conditions, the Ministry of Health continued issuing statements on tips to curb the heat, such as: staying hydrated, wearing light coloured clothing, SPF sunscreen protection and more.

Agriculture continues to suffer as a result of the ongoing temperature increase. There has been reduced growth/production in livestock. In addition, plants have been experiencing heat stress, leading to lower crop yields.

The total rainfall for the month of **October** at the **Argyle International Airport (A.I.A)** was 274.6 mm (~10.79 inches). Island-wide, the highest monthly rainfall total was 452.6 mm (~17.8 inches) recorded at the Perseverance Station in Georgetown.

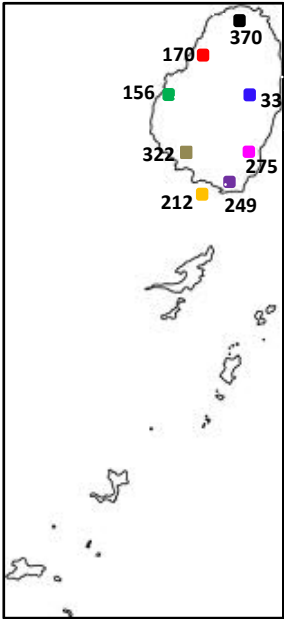
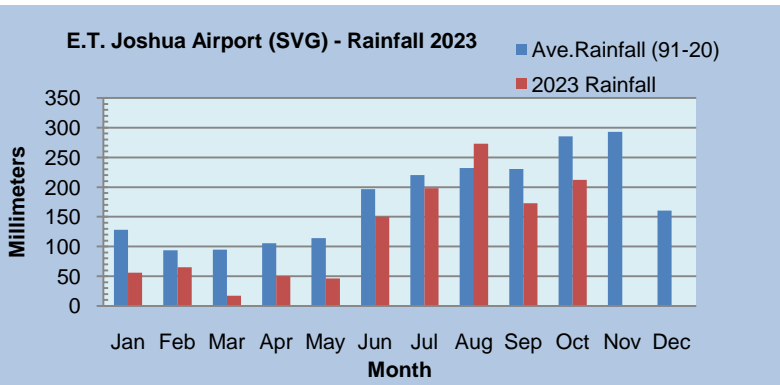


Fig 1: Rainfall Stations

KeyFig1	Station-Location	Rainfall (mm)
●	Argyle Int'l - Airport	274.6
●	E.T Joshua-Arnos Vale	212.1
●	Belle Isle	155.6
●	Rabacca	333.0
●	Richmond	170.4
●	Rivulet Climo.	249.3
●	Dallaway	322.4
●	Owia	370.0



Tables 1&2: October, 2023: Rainfall across SVG.

The **lowest minimum temperature** value of 21.2°C was recorded on the 10th. The **average maximum temperature** was 31.8°C and **average minimum temperature** was 23.7°C. **Average daily mean temperature** was 27.7°C.

The **maximum wind gust** of 25 knots (~46 km/h or 29 mph) was recorded on the 27th October, 2023.

Forecast Information

KeyFig1	Station-Location	Temperature (°C)
●	E.T Joshua-Arnos Vale	29.7-30.0

Table 3: November-December-January 2023-'24 usual range of temperature (between lower and upper threshold values)

National Temperature Outlook: Nov-Dec-Jan 2023-'24 for SVG

- **Air Temperature:** Day and night time temperatures are predicted to be above the usual. However, heat stress should steadily decrease in November, going into the Cool Season from December.
- **Sea Surface Temperatures (SSTs):** Sea surface temperatures are well above average in the Caribbean Sea and the Tropical North Atlantic.

KeyFig1	Station-Location	Rainfall (mm)
●	E.T Joshua-Arnos Vale	478.3-600.8

Table 4: November-December-January, 2023-'24 usual range of rainfall (between lower and upper threshold values)

National Rainfall Outlook: Nov-Dec-Jan 2023-'24 for SVG

- **Rainfall** is likely to be close to the usual or below.
- **Drought** may be a concern across SVG during the next few months.

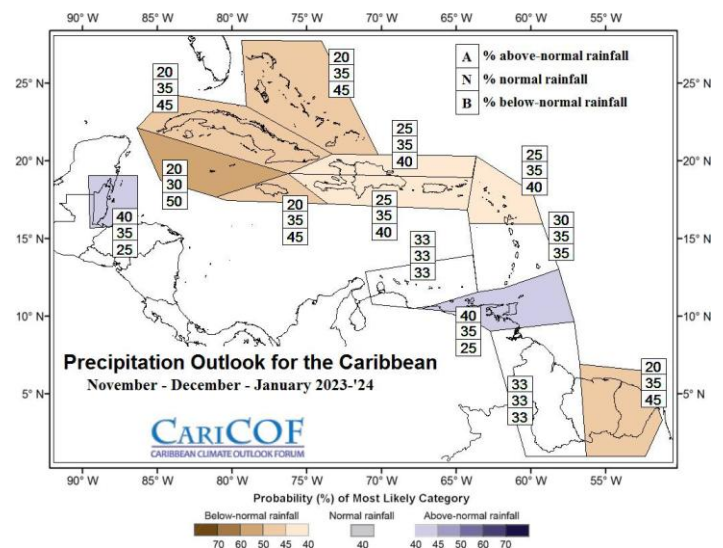


Fig 5: Regional Precipitation Outlook for Nov-Dec-Jan 2023-'24.

Advisory Statements

Water: The Central Water and Sewerage Authority (CWSA) should continue to monitor the water situation and urge the public to conserve water. All pipe leaks should be reported and repaired immediately to avoid wastage.

Health: Due to the a forecast of warmer than usual day and night time temperatures, the general public is advised to remain hydrated during warm day. Be aware of the frequency of Saharan dust episodes during this period as it can pose respiratory concerns. Anti-mosquito fogging operations should continue as the presence of stagnant water after rainfall may promote the breeding of mosquitoes.

Agriculture: As SVG transitions to dry season, the possibility of dry spells increases. To ensure food security, farmers are strongly advised to make preparations to employ conservation and irrigation practices.

Tourism: With less rainfall activity expected in the upcoming months, visitors can enjoy more outdoors activities. However, during warm days, they should remain hydrated and be mindful to minimise skin exposure and wear sunscreen protection. Visitors are also advised to be aware of the frequent rough sea swells during this time of the year. Hoteliers should be mindful of the upcoming dry season and plan for any eventuality.

Moon Phases 2023				
Nov	LQ 5 th	NM 13 th	FQ 20 th	FM 27 th
Dec	LQ 5 th	NM 12 th	FQ 19 th	FM 26 th

Disclaimer: The St. Vincent and the Grenadines Meteorological Services makes no warranties, either expressed or implied, concerning the accuracy, completeness, reliability, or suitability of the forecast or outlook contained in this document, and will NOT be liable for any actions taken in reliance thereon. The information may be used freely by the public with appropriate acknowledgement of its source, but shall not be modified in content and then presented as original material.