

AGROMETEOROLOGICAL BULLETIN	Doc No: TEA
	Revision No: 1
	Effective Date: 01.07.2017
	Page No: 1 to 7
	Approved by:



ESWATINI



**AGROMETEOROLOGICAL
BULLETIN**

QUARTERLY

----- Period: April - June 2018 -----

Issue No. 1 of 2 / 2018 **Release date:10/07/2018**

Highlights

- Rainfall observed during the reporting period
- Maize harvesting activities mostly in May -June
- Livestock reported in good condition
- A below average winter to spring season is predicted

Contents

- Highlights
- Contents
- Agro-Climate Situation
- Agriculture Performance
- Climate Outlook
- Seasonal Outlook Advisory

AGROMETEOROLOGICAL BULLETIN

Doc No: TEA

Revision No: 1

Effective Date: 01.07.2017

Page No: 1 to 7

Approved by:

AGRO-CLIMATE SITUATION

Rainfall Summary

The months of April to June saw relative below average winter rainfall with an exception of May, where above average rainfall was recorded during the second dekad. This above average rainfall was mainly over the Highveld, followed by the Middleveld, Lubombo Plateau and Lowveld. After the month of May it was relatively dry.

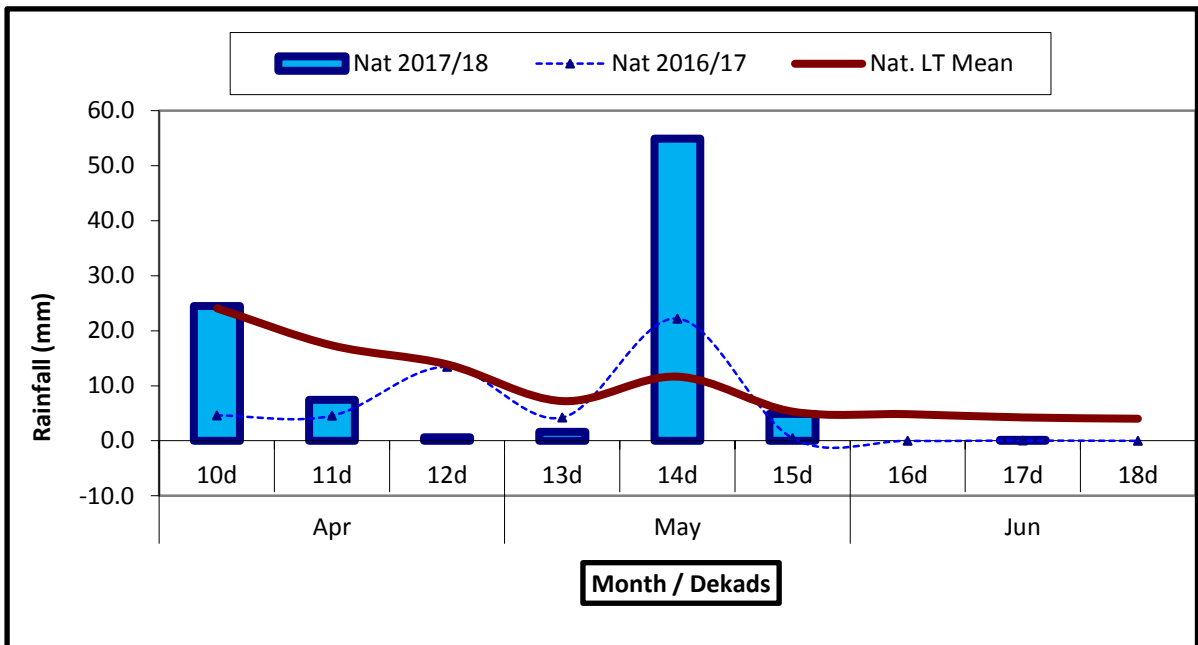
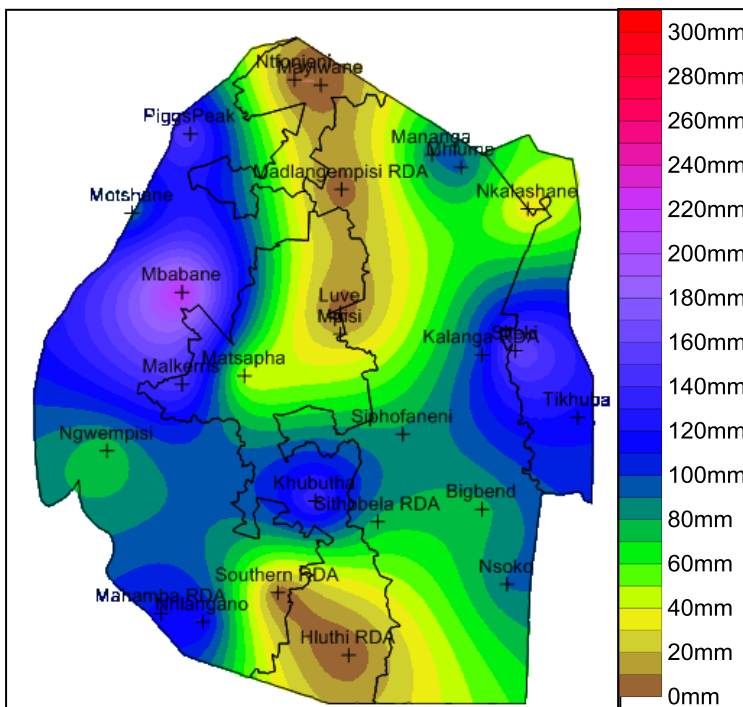


Figure 1: Rainfall distribution for Apr-Jun 2018



Map 1: Rainfall distribution for April - June 2018

Temperature

Temperatures were warmer than average during the quarter as most stations recorded above average maximum and minimum temperatures. Cold temperatures were mostly observed during the night while it was warmer during the day.

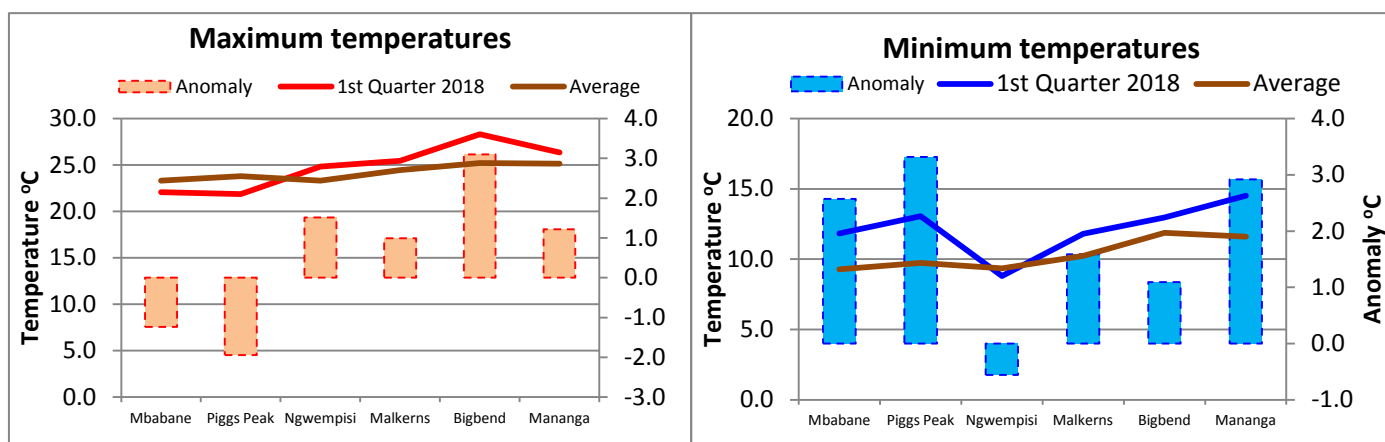


Figure 2 and 3: Maximum and Minimum temperature distribution during the 3 months

Wind

Moderate wind speeds were observed during the months April and May ranging from 1-3m/s and escalating a bit in the month of June 2018.

Soil Moisture

Soil moisture has been declining since the end of the rainfall season and it is expected to continue on that trend into the forthcoming summer season as the spring forecast indicates a normal to below normal outlook. Farmers growing crops during this period usually rely on irrigation water and it is anticipated that they will continue with this practice even this year.

AGROMETEOROLOGICAL BULLETIN	Doc No: TEA
	Revision No: 1
	Effective Date: 01.07.2017
	Page No: 1 to 7
	Approved by:

AGRICULTURE PERFORMANCE

Crop performance

Agricultural production prospects have improved significantly in the past season 2017/18. Most crops showed improved performance compared to 2016/17 season. There were no major crops observed to have been planted during the reporting period, save for a few late harvesting activities in some areas in the Highveld and reported shelling in most places. Only a few community gardens were seen with different types of vegetables; ranging from cabbages, spinach, and more. These crops were found to be doing well as they were mostly irrigated. Annual crops such as sugarcane were also found to be in good condition countrywide.

Livestock status

Cattle deaths have also been significantly low. Livestock deaths are back to pre-drought levels because of improved pastures and improved water availability. Cattle were found to be in a good state during the reporting period.

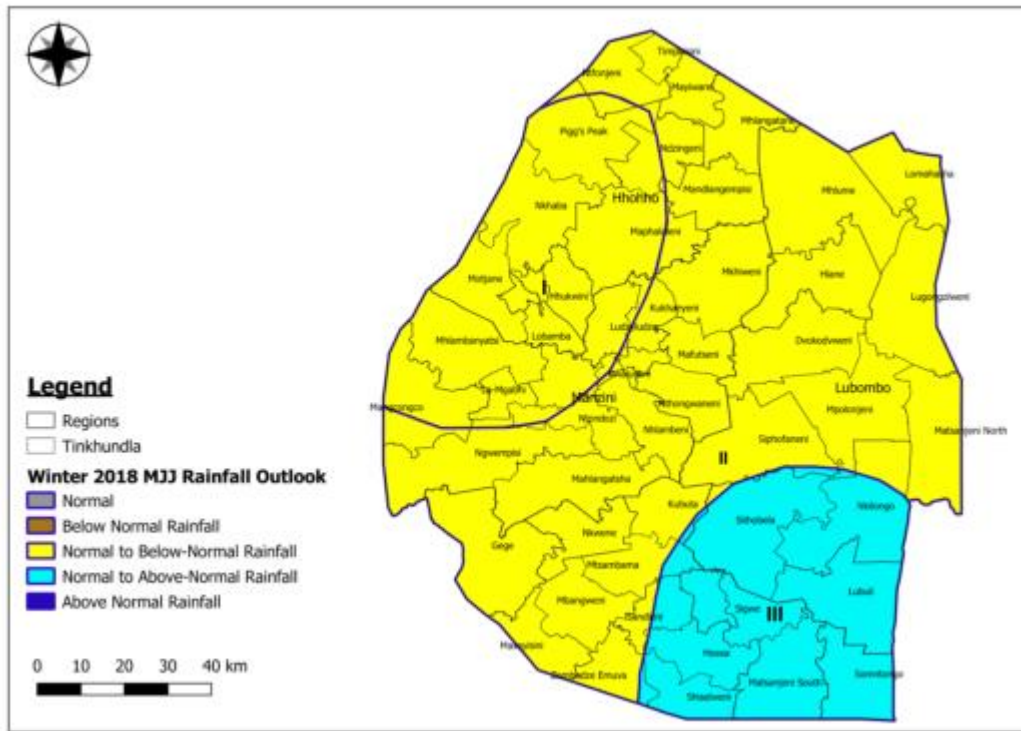
Hydrological situation

Most parts of the country had normal to low water levels. Areas in the Highveld reported good water levels and have sustained cattle during the winter season. Water levels were improved by the significant rains in May 2018. Dams were also in a good state and healthy levels to date.

CLIMATE OUTLOOK

May – June - July 2018 (MJJ) Rainfall

The predictors used put most of the country in Normal-to-Below rainfall over the forecast period. Total seasonal rains will range between 10 and 25mm. The National breakdown of the predicted May-June-July (MJJ) 2018 rainfall probabilities are as presented below:



Map 2: Rainfall outlook for May-June-July 2018

May – June - July 2018 (MJJ) Temperatures

The predictors used put most of the country in Normal to Below-Normal temperatures during the day (Maximum) and Normal to Above-Normal temperatures during the night (Minimum) over the forecast period, with temperatures ranging between 5°C and 24°C. The national breakdown of the predicted April-May-June (MJJ) 2018 temperature probabilities are as presented below:

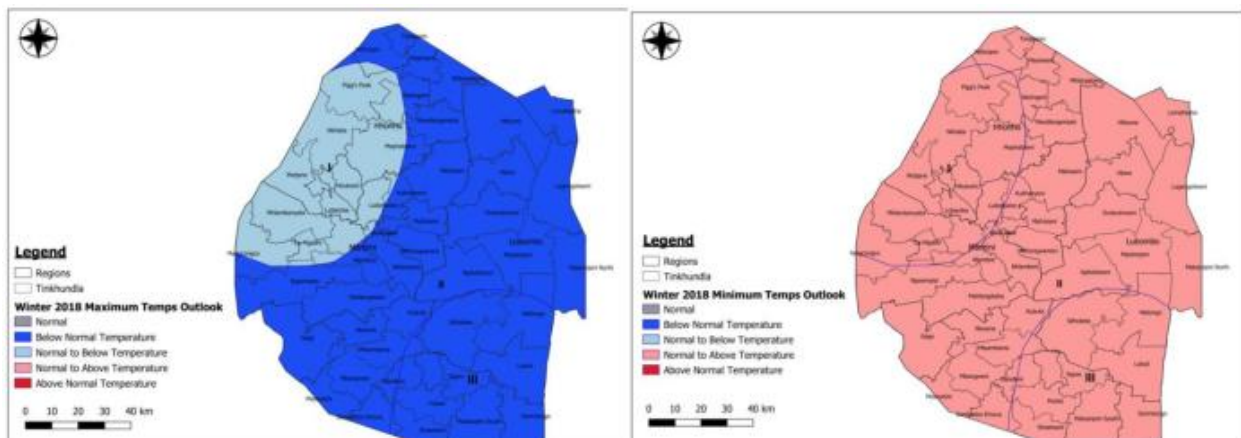


Figure 4 and 5: Temperature outlook for May-June-July 2018

AGROMETEOROLOGICAL BULLETIN	Doc No: TEA
	Revision No: 1
	Effective Date: 01.07.2017
	Page No: 1 to 7
	Approved by:

SEASONAL OUTLOOK ADVISORY

Vegetable farmers are encouraged to continue with irrigating their produce during the reporting period.

Hunters and wild food gatherers are urged not to burn grazing areas before the start of the rainfall season, as grasses may not recover soon enough to sustain livestock fodder needs.