

AGROMETEOROLOGICAL BULLETIN

Doc No: TEA 3/3/7/2 F-004

Revision No: 1

Effective Date: 01.07.2017

Page No: 1 of 4

Approved by:

**REPORTING PERIOD:
21 – 31 OCTOBER 2018**



ISSUE No.: 03

SEASON: 2018/19

RELEASED: 06/11/2018

CONTENTS

CONTENTS	1
HIGHLIGHTS	1
RAINFALL AND TEMPERATURES	2
RAINFALL	2
TEMPERATURES	2
MAIZE AND OTHER CROPS	3
MAIZE CROP STAGE AND CONDITION ..	3
OTHER CROPS	3
CURRENT FARMING ACTIVITY	3
LIVESTOCK AND PASTURES	3
WATER SITUATION	3
MEDIUM-TERM OUTLOOK	3
RAINFALL	3
TEMPERATURE	3
SOIL MOISTURE	3
WIND SPEED	3

HIGHLIGHTS

- **Much below average rainfall received...**
- **Vegetation condition looking good....**
- **An increase in farming activity observed**
- **Insignificant rainfall forecasted.....**
- **Warm to hot temperatures anticipated.....**
- **No improvement in soil moisture expected.....**

AGROMETEOROLOGICAL BULLETIN

Doc No: TEA 3/3/7/2 F-004

Revision No: 1

Effective Date: 01.07.2017

Page No: 2 of 4

Approved by:

RAINFALL AND TEMPERATURES

RAINFALL

Much reduced rainfall was observed during the third dekad of October 2018 (Figure 1).

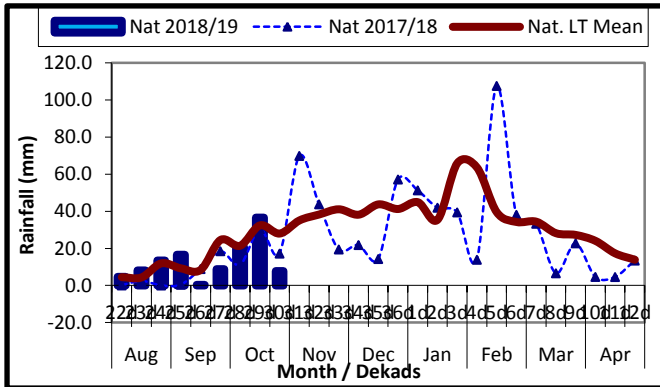
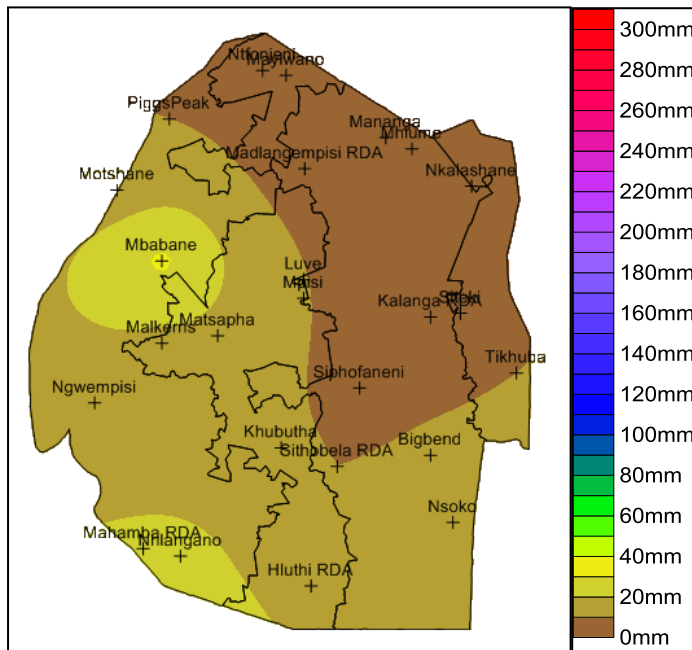


Figure 1: Rainfall distribution as 3rd dekad of October 2018



Map 1: Spatial rainfall distribution for 3rd dekad October 2018

Below average rainfall was observed in all the Agroecological zones during the reporting (Table 1).

Table 1: Rainfall (mm) for 3rd dekad October 2018

	HV	MV	LV	LP
2017/18	16	16	19	20
Average	38	30	20	35
2018/19	13	3	7	9
Anomaly	-26	-27	-13	-26

TEMPERATURES

Temperatures were mostly below average, ranging between 9°C and 27°C as observed by the reporting stations (Figure 2) and (Figure 3).

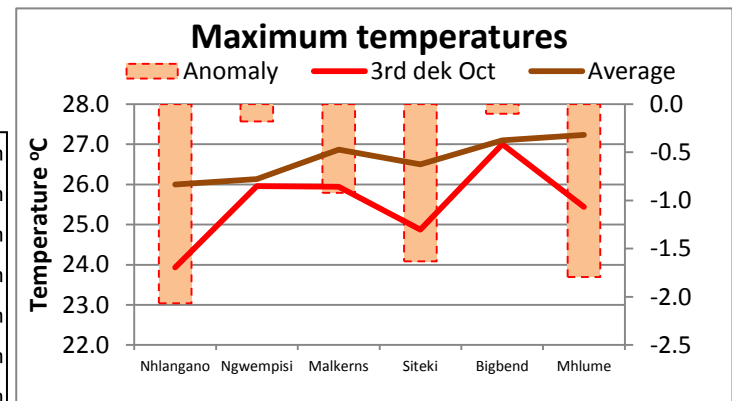


Figure 2: Minimum temperature as 3rd dekad of October 2018

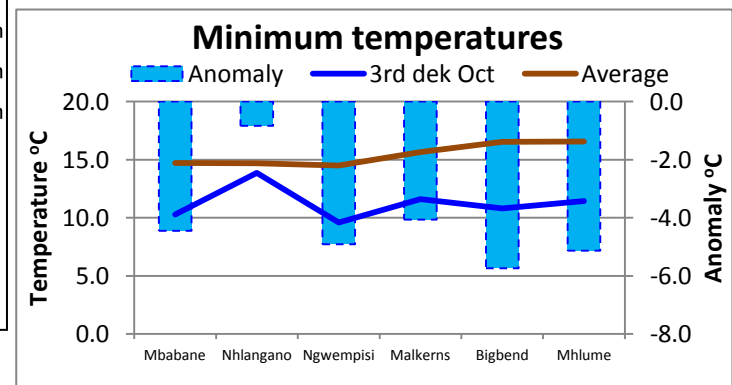


Figure 3: Maximum temperature as 3rd dekad of October 2018

AGROMETEOROLOGICAL BULLETIN

Doc No: TEA 3/3/7/2 F-004

Revision No: 1

Effective Date: 01.07.2017

Page No: 3 of 4

Approved by:

MAIZE AND OTHER CROPS

MAIZE CROP STAGE AND CONDITION

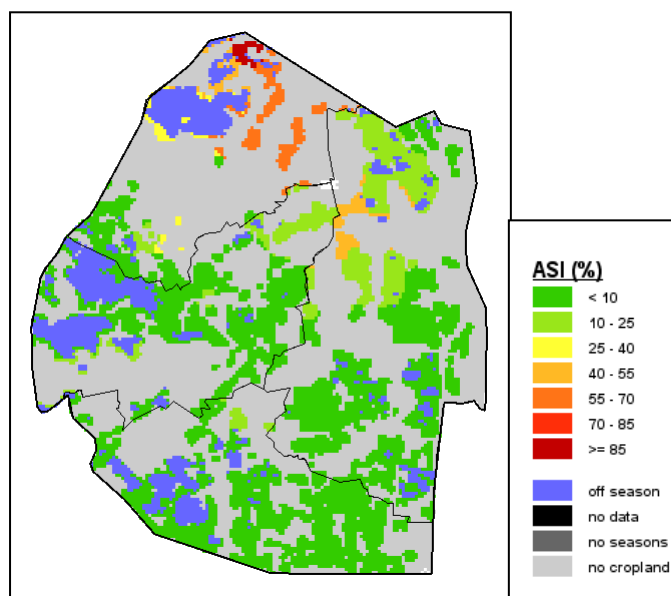
Some farmers have planted maize, mainly in the Highveld.

OTHER CROPS

No other crops have been planted.

CURRENT FARMING ACTIVITY

Land preparation and planting are the most prevailing activities each time rainfall is received (**Map 2**)



Map 1: Agricultural Stress Index for 3rd dekad October 2018

Source: FAO-GIEWS

LIVESTOCK AND PASTURES

Livestock is in good condition as vegetation remains at satisfactory condition (**Image 1**) and (**Image 2**).

WATER SITUATION

Water levels have not shown any major improvement, however most water sources have adequate flows.

MEDIUM-TERM OUTLOOK

RAINFALL

Not much rainfall is expected save for light precipitation on the 6th and 7th of October 2018. Otherwise the rest of the outlook period will remain dry.

TEMPERATURE

Temperatures will mostly be warm but hot in the Lowveld in the outlook period.

SOIL MOISTURE

No improvement in soil moisture anticipated in the outlook period.

WIND SPEED

Wind will be light to moderate breeze speeds ranging between 2-4m/s in the outlook period.

Compiled and Issued by: Agrometeorological Unit,

Swaziland Meteorological Service, Ministry of Tourism and Environmental Affairs.

Box 2652, Mbabane, Swaziland. ☎ (+268) 2404 8859 / 2404 6274. Fax: 2404 1530

E-mail: dudu@swazimet.gov.sz

AGROMETEOROLOGICAL BULLETIN

Doc No: TEA 3/3/7/2 F-004

Revision No: 1

Effective Date: 01.07.2017

Page No: 4 of 4

Approved by:

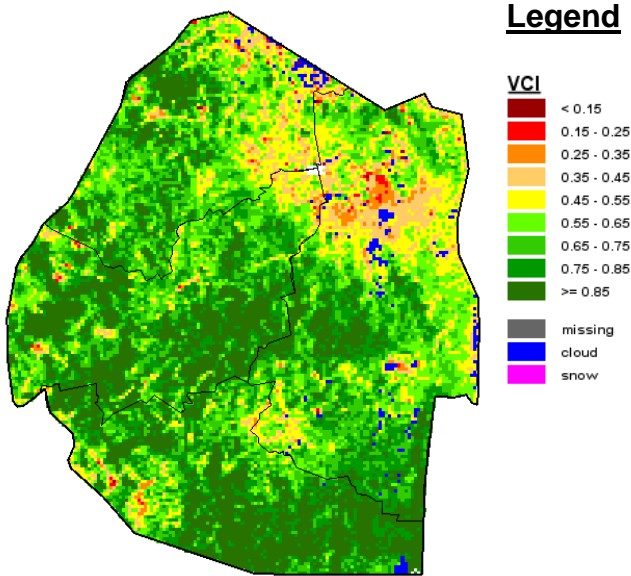


Image 1: Vegetation Condition Index image (3rd Dekad October 2018) Source: FAO-GIEWS

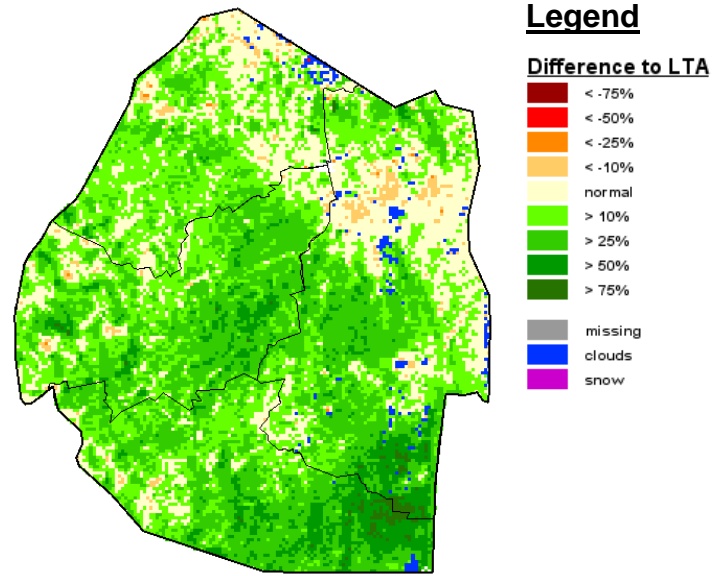


Image 2: Vegetation Anomaly image (3rd Dekad October 2018) Source: FAO-GIEWS