

AGROMETEOROLOGICAL UPDATE



REPORTING PERIOD:
10 – 20 MARCH 2017

ISSUE No.: 17

SEASON: 2016/17

RELEASED: 24/03/2017

CONTENTS

HIGHLIGHTS	1
CONTENTS.....	1
RAINFALL SYNOPSIS AND PROGNOSIS ...	1
RAINFALL AND TEMPERATURES	2
RAINFALL.....	2
TEMPERATURES	2
MAIZE AND OTHER CROPS	2
MAIZE CROP STAGE AND CONDITION .	3
OTHER CROPS	3
CURRENT FARMING ACTIVITY	3
LIVESTOCK AND PASTURES	3
WATER SITUATION	3
MEDIUM-TERM OUTLOOK	4
RAINFALL.....	4
TEMPERATURE.....	4
SOIL MOISTURE	4
WIND SPEED.....	4

HIGHLIGHTS

- **Much reduced rainfall received in most parts...**
- **Insignificant improvement in vegetation....**
- **Early harvesting observed....**
- **Slight improvement in rainfall forecasted.....**
- **Cool to warm temperatures anticipated.....**
- **Slight improvement in soil moisture expected.....**

RAINFALL SYNOPSIS AND PROGNOSIS

➤ **SYNOPSIS - PAST TEN DAYS**

Much reduced rainfall was received in most parts of the country. This drying effect is due to the current positioning of the upper level convergence over the country.

➤ **PROGNOSIS - NEXT TEN DAYS**

The current positioning of the upper high over our region is expected to shift during the outlook period; thus increasing the probability of improved rainfall in some parts of the country in the next dekad.

RAINFALL AND TEMPERATURES

RAINFALL

Much reduced rainfall was received in most part so the country (figure 1) during the dekad. These rains were well below the longterm average and that of last season.

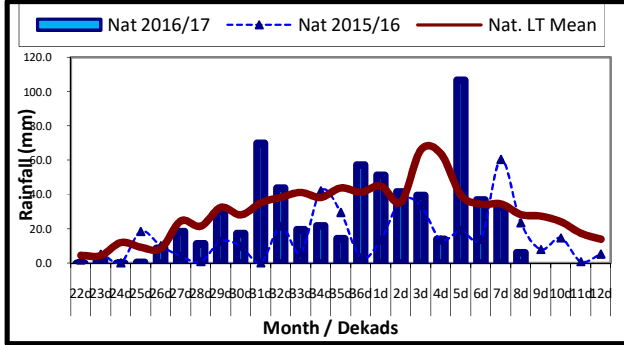
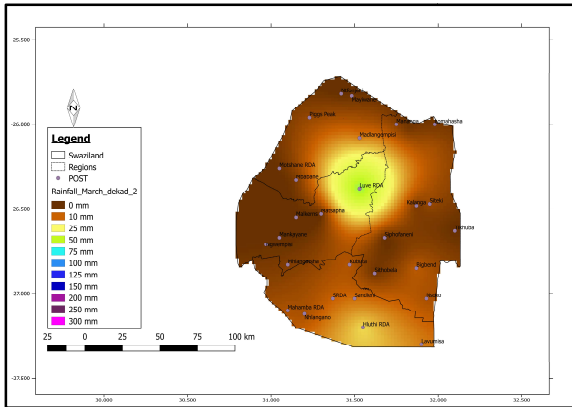


Figure 1: Rainfall distribution as second dekad of March 2017



Map 1: Spatial rainfall distribution for second dekad March 2017

Spatial distribution of the rains during this dekad shows that, most parts of the country received reduced rainfall (Map 1).

Agro-ecological distribution of the rainfall indicates that all the physiological zones received much below average rainfall

(Table 1).

Table 1: Rainfall (mm) for 2nd dekad March 2017

	HV	MV	LV	LP
2015/16	34	17	17	26
Average	36	26	19	31
2016/17	3	15	5	3
Anomaly	-33	-12	-15	-29

TEMPERATURES

Cooler than average temperatures were experienced in most parts the country during the dekad, especially in the Highveld (Figure 2 and 3).

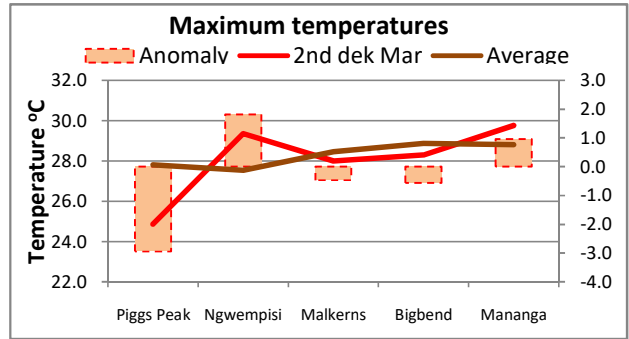


Figure 2: Maximum temperature as second dekad of March 2017

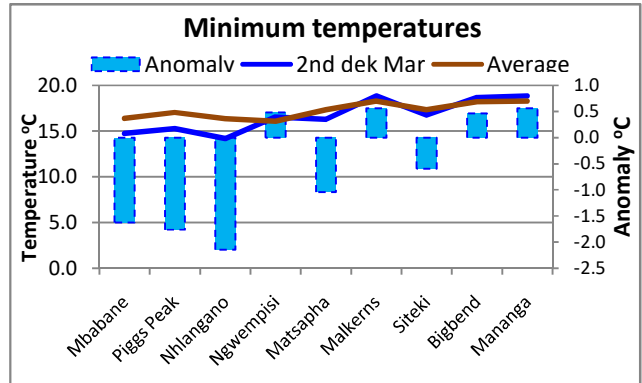


Figure 3: Minimum temperature as second dekad of March 2017

MAIZE AND OTHER CROPS

MAIZE CROP STAGE AND CONDITION

Most maize crops are at maturity stage with some late planted crops at vegetative stage (**Picture 1**). The crop condition is good. Some maize crops were observed to be infested with Fall Army Worm pest (**Picture 2**).



Picture 1: Maize at grain vegetative stage at Luyengo



Picture 2: Maize infested with Fall Army Worm at Luyengo

OTHER CROPS

Other crops such as beans, sweet potatoes are observed to be in good condition (**Picture 3**). Only a few reported to have suffered from the Fall Army Worm.



Picture 3: Beans intercropped with maize

CURRENT FARMING ACTIVITY

Farmers busy with early harvesting activities.

LIVESTOCK AND PASTURES

Vegetation improving in most parts of the country (**Image 1**) and livestock is observed to be in good condition.

WATER SITUATION

Water levels in major Dams continue to be satisfactory and good flows observed in most rivers (**Picture 4**).



Picture 4: Mlumati River in the Ntfontjeni area

MEDIUM-TERM OUTLOOK

RAINFALL

Slight improvement in rainfall forecasted in the medium term outlook period.

TEMPERATURE

Warm to hot temperatures expected in the medium term outlook period.

SOIL MOISTURE

Insignificant improvement in soil moisture anticipated.

WIND SPEED

Winds will be light to moderate breeze speeds.

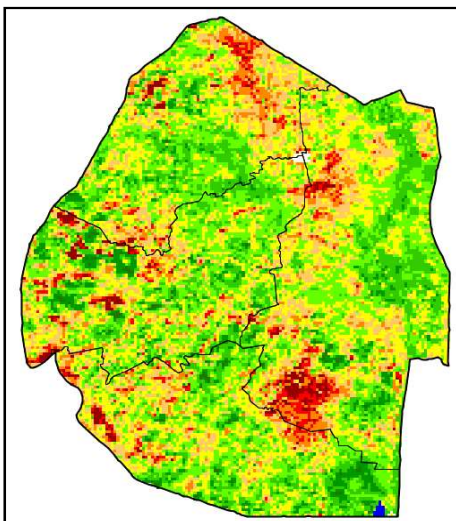


Image 1: Vegetation Health Index image (2nd Dekad March 2017) Source: FAO-GIEWS

Legend

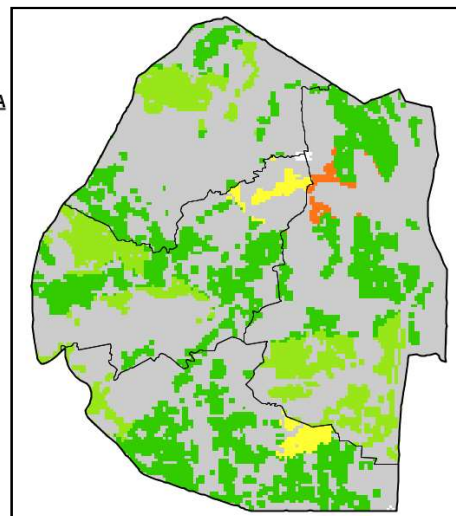
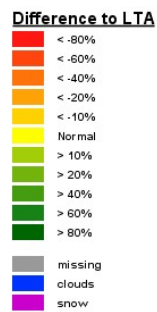


Image 2: Agriculture Stress Index image (2nd Dekad March 2017) Source: FAO-GIEWS

Legend

