



SWAZILAND SEASONAL RAINFALL FORECAST FOR THE 2011/12 SEASON

Overview

The country's seasonal rainfall outlook for the 2011/12 show a chance of **Normal to Above-Normal Rainfall** over most parts of the country during the **October-November-December (OND) 2011 and the January, February and March (JFM) 2012 period**. A regional perspective forecast for the entire season is presented below starting with the OND period;

October-November-December (OND) 2011 Rainfall forecast

There is a chance for **Normal-to-Above-Normal** rainfall throughout the country during the October – November – December (OND) period of the 2011/12 season.

The regional breakdown of the predicted OND rainfall probabilities are as presented below:

Highveld

There is a chance of Normal-to-Above-Normal Rainfall in this region during the October-November-December (OND) 2011 period.

Middleveld

There is a high chance for Above-Normal Rainfall over most parts of this region during the OND 2011 period.

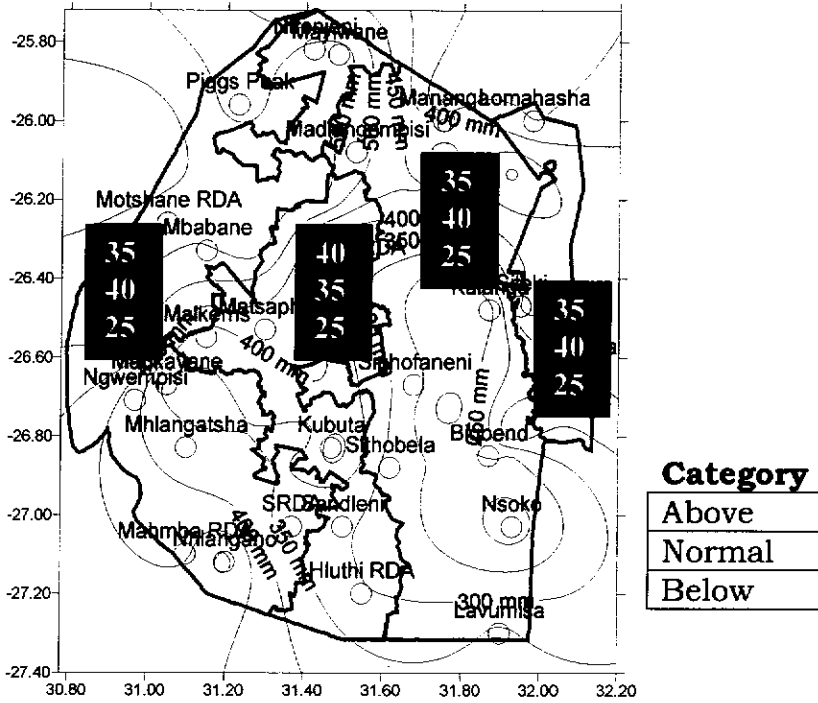
Lowveld

There is an increased chance for Normal to Above-Normal Rainfall over most parts of this region during the OND 2011 period.



Lubombo

There is a chance for Normal to Above-Normal Rainfall in this region during the OND 2011 period.



January –February –March (JFM) 2012 Rainfall

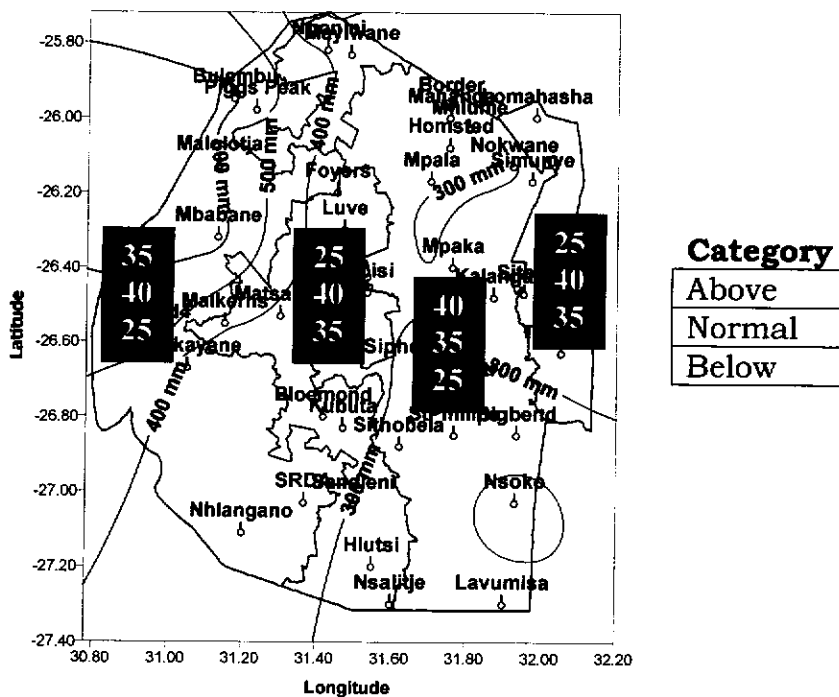
During this period there is a chance of **Normal to Above-Normal** rainfall in most parts of the country; except the Middleveld which has a chance of **Normal to Below-Normal** rainfall. The regional breakdown of the predicted January-February-March (JFM) 2012 rainfall probabilities are as presented below:

Highveld

There is a chance of Normal to Above-Normal rainfall over most areas within this region during the JFM period.

Middleveld

There is a chance of Normal to Below-Normal rainfall over most of this region during the forecast period, JFM 2012.

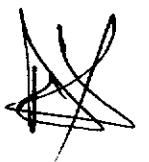


Lowveld

There is a chance for Above-Normal rainfall over the Lowveld region during the JFM period.

Lubombo

There is a chance for Normal to Below-Normal rainfall over the Lubombo Plateau during the JFM 2012 period.



Conclusion

Presently, seasonal-to-inter-annual forecasting allows predictions for large areas over seasonal timescales. This means that, seasonal forecasts may not fully account for all factors that influence local and time specific climate variability. Shorter timescale climate variations may occur, which can be determined through daily and ten-day weather forecasts and monthly climate outlooks. The Swaziland Meteorological Service will continuously provide updates monthly during the season.

For more information contact:



Emmanuel D. Dlamini
Director
Swaziland Meteorological Services
P. O. Box 2652
Mbabane

Tel:- 404 8859 or 404 6724

Fax:- 404 1530

Email:- ed_dlamini@swazimet.gov.sz