



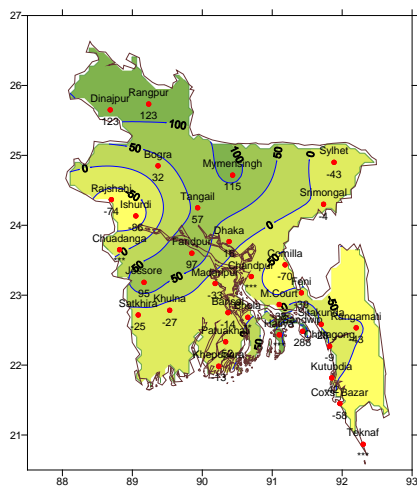
**Government of the People's Republic of Bangladesh  
Bangladesh Meteorological Department  
(Meteorological Headquarter)  
Meteorological Complex, Agargaon, Dhaka-1207.**

Agm-3 (2)/2010/ 32

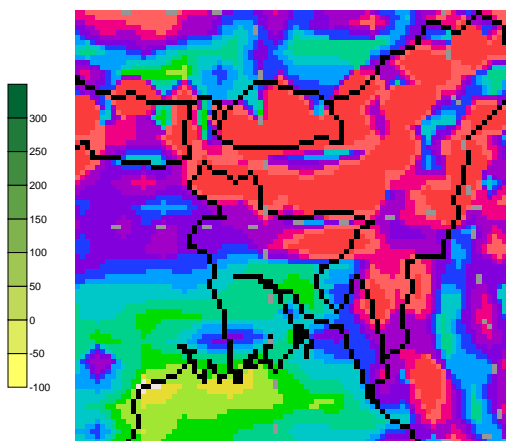
Issue date: 22-08-2010

**Forecast for the period: 22.08.2010 to 31.08.2010**

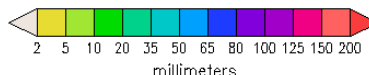
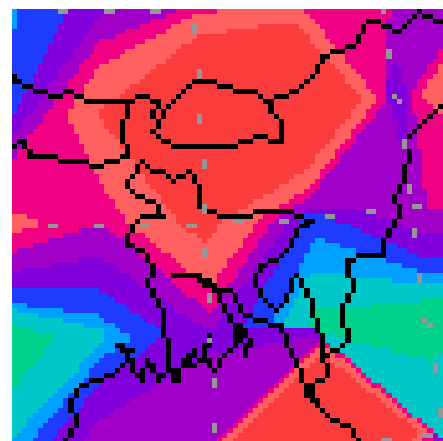
**Rainfall Departures as a percentage of Normal  
(15-08-2010 to 21-08-2010)**



**Accumulated Rainfall Forecast  
(22-08-2010 to 31-08-2010)**



**Extended outlook  
(01-09-2010 to 07-09-2010)**



**Highlights:**

Free water loss during last week was averaged 2.83 mm per day.

Sunshine hour during last week was averaged 3.81 hours per day.

**Advisory for the period from 22.08.2010 to 31.08..2010**

Free water loss during the period is expected to be between 3.0 mm to 4.0 mm per day.

Bright sunshine hour during the period is expected to be between 3.8 to 4.8 hrs per day.

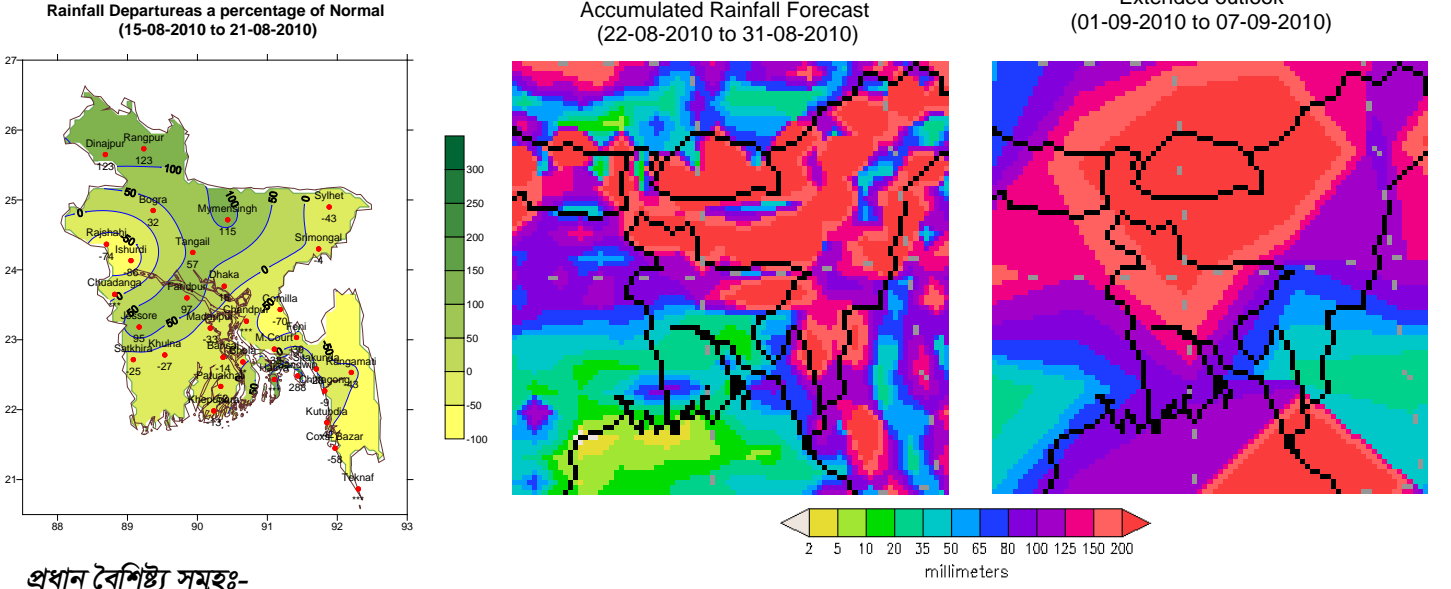
**Weather:**

- At present monsoon is fairly active over Bangladesh and moderate else over the North Bay.
- Light (4-10mm) to moderate (10-22mm) rain/thunder shower accompanied by temporary gusty/squally wind may occur at most places over Sylhet, Dhaka, Rangpur and Chittagong divisions and many places else where over the country with a chance of isolated heavy (44-88 mm) to very heavy (>88 mm) falls at places over North and North-Eastern Part of the country with Nepal, Asam and Meghalaya regions of India during this period.
- Supplementary irrigation may required for Aman crop of Barind area during this period.
- Day and night temperature may remain nearly unchangrd over the country during the first half of this period and slight rise in day and night temperature are expected over the country during the Second half of this period.

(Surajit Kumar Saha)  
Deputy Director  
For Director  
Phone: 8130305 (O)

## Bengali Version

### Forecast for the period: 22.08.2010 to 31.08.2010



#### প্রধান বৈশিষ্ট্য সমূহঃ-

- গত সপ্তাহে বাষ্পীভবনের দৈনিক গড় ২.৮৩ মিগমিঃ ছিল।
- গত সপ্তাহে সূর্যকিরণ কালের দৈনিক গড় ৩.৮১ ঘন্টা ছিল।

#### পূর্বাভাসঃ- ২২-০৮-২০১০ খৃঃ থেকে ৩১-০৮-২০১০ খৃঃ পর্যন্ত।

- এ সময়ে বাষ্পীভবনের দৈনিক গড় মান ৩.০ মিগমিঃ থেকে ৪.০ মিগমিঃ থাকতে পারে।
- এ সময়ে সূর্যকিরণকালের দৈনিক গড় মান ৩.৮ ঘন্টা থেকে ৪.৮ ঘন্টা থাকতে পারে।

#### আবহাওয়াঃ-

- বর্তমানে মৌসুমী বায়ু প্রবাহ বাংলাদেশের উপর মোটামুটি সক্রিয় এবং উত্তর বঙ্গোপসাগরে মাঝারী ধরণের সক্রিয় রয়েছে।
- এ সপ্তাহে সিলেট, ঢাকা, রংপুর ও চট্টগাম বিভাগের অধিকাংশ স্থানে এবং দেশের অন্যত্র অনেক স্থানে দমকা অথবা ঝড়ো হাওয়াসহ হালকা (৪-১০ মিগমিঃ) থেকে মাঝারী (১০-২২ মিগমিঃ) ধরণের বৃষ্টি / বজ্র বৃষ্টি হতে পারে। সেই সাথে দেশের উত্তর এবং উত্তর পূর্বাংশের দু'এক স্থানসহ নেপাল, ভারতের আসাম ও মেঘালয় অঞ্চলে বিক্ষিপ্তভাবে ভারী (৪৪-৮৮ মিগমিঃ) থেকে অতিভারী (>৮৮ মিগমিঃ) বর্ষণের সম্ভাবনা রয়েছে।
- এ সপ্তাহে বরেন্দ্র অঞ্চলে আমন ফসলের জন্য সম্পূরক সেচের প্রয়োজন হতে পারে।
- এসপ্তাহে দিন ও রাতের তাপমাত্রা সামান্য হ্রাস পেতে পারে।

(সুরজিত কুমার সাহা)  
উপ-পরিচালক  
পরিচালকের পক্ষে  
ফোনঃ ৮১৩০৩০৫ (দপ্তর)

### **Short Weather Description, Period 15.08.2010 to 21.08.2010**

Under the influence of south west monsoon light to heavy rainfall was recorded over the country during the period.

Maximum rainfall 520 mm was recorded at Sandwip in Chittagong Division, which was 288% above normal

Minimum rainfall 8 mm was recorded at Ishurdi in Rajshahi Division, which was 86% below normal.

Highest maximum temperature was recorded in Dhaka Division 30.2-34.6°C, Chittagong Division 29.4-34.0°C, Sylhet Division 29.4-33.7°C, Rajshahi Division 27.4-35.5°C, Khulna Division 31.0-35.8°C and Barisal Division 28.8-34.3°C

Extreme maximum temperature was recorded at Madaripur in Dhaka Division 34.6°C, at Chandpur and M. court in Chittagong Division 34.0°C, at Sylhet in Sylhet Division 33.7°C, at Ishurdi in Rajshahi Division 35.5°C, at Chuadanga in Khulna Division 35.8°C and at Barisal in Barisal Division 34.3°C

Lowest minimum temperature was recorded in Dhaka Division 25.2-28.0°C, Chittagong Division 24.6-27.5°C, Sylhet Division 25.2-26.1°C, Rajshahi Division 24.2-28.0°C, Khulna Division 25.2-28.0°C and Barisal Division 24.5-27.8°C

Extreme minimum temperature was recorded at Tangail and Faridpur in Dhaka Division 25.2°C, at Chittagong in Chittagong Division 24.6°C, at Srimongal in Sylhet Division 25.2°C, at Rangpur in Rajshahi Division 24.2°C, at Jessore in Khulna Division 25.2°C and at Bhola in Barisal Division 24.5°C.

### **Rainfall analysis and average temperature: -**

Name of the Divisions	Name of the Stations	Total Rainfall in (mm)	Normal Rainfall in (mm)	Deviation in %	Total Rainy days	Average Max Humidity in %	Average Min Humidity in %	Average Max. temp in °C	Average Normal Max. temp in °C	Average Min. temp in °C	Average Normal Min. temp in °C
Dhaka	Dhaka	85	73	16	5	93	66	32.8	32.0	27.1	26.5
	Mymensingh	176	82	115	7	96	78	31.4	31.5	26.7	25.9
	Faridpur	156	79	97	6	97	60	32.8	31.7	26.4	26.1
	Madaripur	37	55	-33	3	95	69	33.6	31.7	26.5	25.3
	Tangail	83	53	57	6	**	**	**	32.0	**	26.0
Chittagong	Chittagong	107	117	-9	7	99	61	31.8	31.4	25.5	25.3
	Sitakunda	62	86	-28	6	100	75	31.8	31.1	25.3	25.4
	Rangamati	52	91	-43	6	97	63	32.0	31.7	25.6	24.8
	Cox'sBazar	64	153	-58	5	84	79	31.9	30.8	25.6	25.1
	Teknaf	**	180	***	**	**	**	**	30.1	**	25.1
	Hatiya	**	130	***	**	**	**	**	30.4	**	25.7
	Sandwip	520	134	288	7	98	82	30.6	30.5	25.4	25.6
	Kutubdia	60	103	-42	4	96	68	31.2	30.6	26.3	25.4
	Feni	63	104	-39	6	100	72	32.6	31.3	26.3	25.0
	M.Court	89	143	-38	70	97	70	31.7	30.9	26	25.6
	Chandpur	**	80	***	**	**	**	**	31.7	**	26.0
	Comilla	25	82	-70	5	97	69	32.6	31.8	26.3	25.5
Sylhet	Sylhet	90	159	-43	7	97	79	31.5	32.1	25.8	25.1
	Srimongal	77	80	-4	5	99	63	32.3	32.3	25.5	24.9
Rajshahi	Rajshahi	15	58	-74	2	97	56	33.8	32.5	26.8	25.7
	Bogra	104	79	32	5	96	70	32.6	32.4	26.5	26.4
	Ishurdi	8	56	-86	4	84	59	34.2	32.5	26.9	26.1
Rangpur	Rangpur	167	75	123	5	97	78	31.3	32.1	25.9	26.1
	Dinajpur	156	70	123	3	98	64	31.3	32.4	26.4	26.2
Khulna	Khulna	51	70	-27	5	97	65	33.2	31.9	27.1	26.2
	Jessore	142	73	95	4	**	**	34.1	32.6	26.2	26.0
	Chuadanga	**	45	***		**	**	**	32.9	**	26.2
	Satkhira	48	64	-25	5	**	**	**	32.0	**	26.2
Barisal	Barisal	67	78	-14	4	98	74	32.1	31.3	26.5	25.8
	Bhola	**	85	**	**	**	**	**	31.1	**	26.1
	Patuakhali	43	89	-52	6	100	85	32.2	31.3	27.2	26.1
	Khepupara	93	107	-13	4	97	65	32.1	30.7	26.7	25.9

N.B. Analyses contained in this bulletin are based on preliminary un-checked data.

\*\* Data not received. \*\*\* Data not available.