



Government of the Peoples' Republic of Bangladesh
Bangladesh Meteorological Department
(Meteorological Headquarter)
Meteorological Complex, Agargaon, Dhaka-1207.

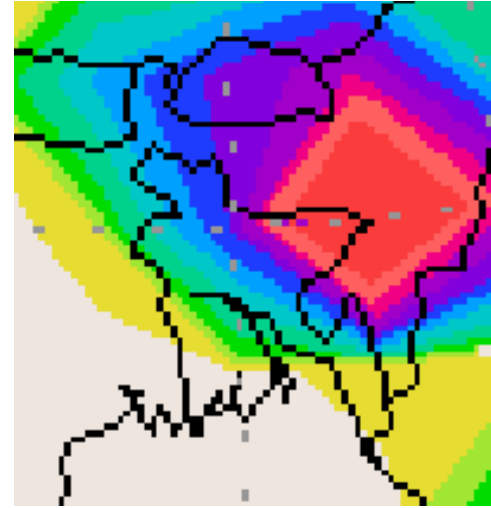
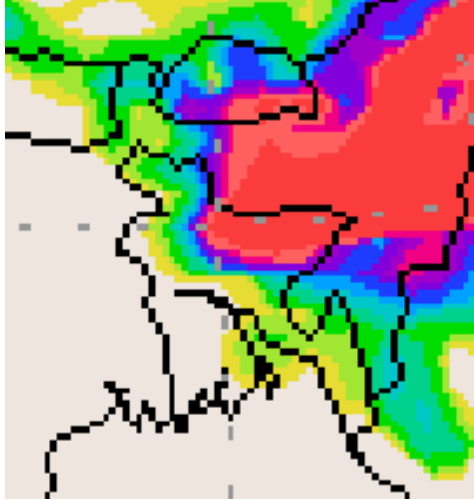
Agm-3 (2)/2010/ 18

Issue date: 09-05-2010

Forecast for the period: 08.05.2010 to 14.05.2010

Accumulated Rainfall Forecast (08-05-2010 to 14-05-2010)

Extended outlook for the next week (15-05-2010 to 21-05-2010)



Highlights:

Free water loss during last week was averaged 4.98 mm per day.

Sunshine hour during last week was averaged 7.11 hours per day.

Advisory for the period from 08.05.2010 to 14.05.2010.

Free water loss during the Period is expected to be between 4.50 mm to 5.5 mm per day.

Bright sunshine hour during the Period is expected to be between 6.75 to 7.75 hrs per day.

Weather:

- Light to moderate rain/thunder shower accompanied by temporary gusty/squally wind speed 40-60 km or more may occur at few places over Sylhet, Rangpur, Dhaka and Chittagong divisions and regions of Jessore, Kustia, Rajshahi, Tangail, Pabna, Comilla, Noakhali, Bogra and one or two places else where over the country with a chance of heavy to very heavy falls at places over North and North-Eastern Part of the country with Asam and Meghalaya regions of India during this period.
- Slight rise in day and night temperature are expected over the country during this period.

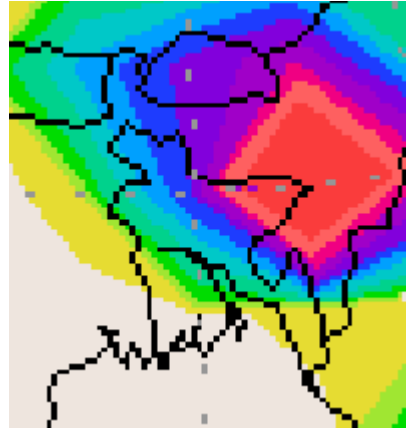
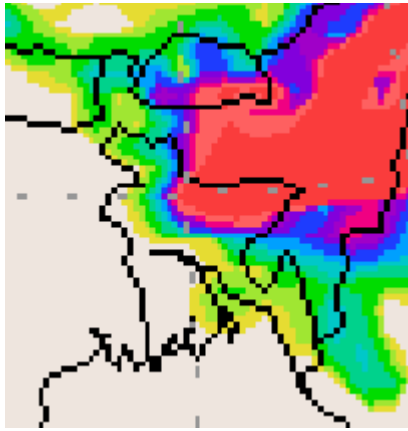
(Md. Shameem Hassan Bhuiyan)
Meteorologist
For Director
Bangladesh Meteorological Department
Dhaka-1207.

Bengali Version

Forecast for the period: 01.05.2010 to 07.05.2010

Accumulated Rainfall Forecast (07-05-2010 to 14-05-2010)

Extended outlook for the next week (15-05-2010 to 21-05-2010)



চাঁদে একো মগত-

MZ মস্বতন এর উর্ফেতবি ং বক Mo 4.98 wgtwgt wQj |
MZ মস্বতন মহাকি Y Kvতj i %o বক Mo 7.11 N>Uv wQj |

চের্মত- 08-05-2010 Bs ত িK 14-05-2010 Bs চশ্

2010 Bs মস্বতj i Gwচj গব্তমি G মগতq এর উর্ফেতবি ং বক Mo গvb wgtwgt ত িK wgtwgt _vKতZ চব্তি |
2010 Bs মস্বতj i Gwচj গব্তমি G মগতq মস্বতনি মহাকি Y Kvতj i ং বক Mo গvb N>Uv ত িK N>Uv _vKতZ চব্তি |

আবল গব্ত-

- G মস্বতন মস্বতj U, iscj, XvKv I PÆMvg wefMmn হত্কবি /Kwóqv, ivRkvnx, UvsMvBj, crebv, Kugj v- tlvqvLv x I eMpv AAতj i wKQz wKQz ত ব্ত Ges ত িK Abত িGK ত ব্ত N>Uvq 40-60 wKtwgt ev Av I AwaK তেতM গKv A_ev Stov nvl qmn epó / eRª epó নতZ চব্তি | tmB মস্বত_ ত িK িGK ত ব্তmn Avmvg/tgNvj তqi cinvox AAতj fvi x নতZ AwZ fvi x elYi mtebv i তqতQ |
- G মস্বতনি w ত bi I ivতZi Zvcgvতv mvgvb epx ততZ চব্তি |

(তগত কব্গx নবমব fBqv)
আবল qme`
চবি Pvj তKi চত
evsj ত` k আবল qv Awa` Bi, XvKv-1207 |

Short Weather Description, Period: 15.04.2010 to 21.04.2010

Light to moderately heavy rainfall was recorded over the country except Sitakunda, Teknaf and Kutubdia in Chittagong Division during the period.

Maximum rainfall 125 mm was recorded at Satkhira in Khulna Division, which was 363% above normal

Minimum rainfall 1 mm was recorded at M court in Chittagong Division, which was 98% below normal.

Highest maximum temperature was recorded in Dhaka Division 32.0-36.4°C, Chittagong Division 32.4-36.0°C, Sylhet Division 27.9-35.5°C, Rajshahi Division 29.5-37.0°C, Khulna Division 31.5-37.8°C and Barisal Division 31.2-37.5°C

Extreme maximum temperature was recorded at Faridpur in Dhaka Division 36.4°C, at M. court in Chittagong Division 36.0°C, at Srimongal in Sylhet Division 35.5°C, at Rajshahi and Ishurdi in Rajshahi Division 437.0°C, at Jessore in Khulna Division 37.8°C and at Patuakhali in Barisal Division 37.7°C

Lowest minimum temperature was recorded in Dhaka Division 21.7-27.8°C, Chittagong Division 23.0-28.8°C, Sylhet Division 21.8-25.4°C, Rajshahi Division 21.3-24.8°C, Khulna Division 20.6-27.5°C and Barisal Division 22.5-27.0°C

Extreme minimum temperature was recorded at Madaripur in Dhaka Division 21.7°C, at Chandpur in Chittagong Division 23.0°C, at Sylhet in Sylhet Division 21.8°C, at Dinajpur in Rajshahi Division 21.3°C, at Satkhira in Khulna Division 20.6°C and at Barisal in Barisal Division 22.5°C.

Rainfall analysis and average temperature: -

Name of the Divisions	Name of the Stations	Total Rainfall in (mm)	Normal Rainfall in (mm)	Deviation in %	Total Rainy days	Average Max Humidity in %	Average Min Humidity in %	Average Max. temp in °C	Average Normal Max. temp in °C	Average Min. temp in °C	Average Normal Min. temp in °C
Dhaka	Dhaka	31	53	-42	3	87	48	34.7	33.1	25.3	24.1
	Mymensingh	19	57	-67	2	97	66	33.3	31.2	27.8	22.7
	Faridpur	53	44	20	4	96	44	34.4	33.7	24.1	23.7
	Madaripur	22	55	-60	4	95	56	34.9	33.5	23.8	24.0
	Tangail	35	55	-36	3	93	47	35.2	33.3	24.3	23.6
Chittagong	Chittagong	20	51	-61	2	93	50	34.9	32.0	25.9	24.1
Chittagong	Sitakunda	0	66	-100	0				32.2		24.1
	Rangamati	42	54	-22	2				32.8		23.3
	Cox'sBazar	21	53	-60	1	72	71	34.8	32.9	26.6	24.8
	Teknaf	0	39	-100	0				32.3		24.9
	Hatiya	79	51	55	3	97	52	33.4	32.0	24.8	24.2
	Sandwip	21	51	-59	3	95	58	33.8	31.5	25.2	24.7
	Kutubdia	0	37	-100	0	88	46	33.7	32.5	27.5	24.9
	Feni	2	83	-98	1	100	53	33.6	32.1	25.1	23.7
	M.Court	1	57	***	1	97	43	35.4	32.8	25	24.4
	Chandpur	6	54	-89	2	97	51	35.1	32.9	24.8	23.9
	Comilla	4	56	-93	1				32.4		23.4
Sylhet	Sylhet	104	127	-18	5	93	61	32.1	30.5	23.1	21.9
	Srimongal	74	85	-13	2	99	41	33.3	31.8	24.2	22.2
Rajshahi	Rajshahi	10	22	-55	3	97	38	35.4	34.8	24.0	23.5
Rajshahi	Bogra	15	31	-52	3				33.0		23.4
	Rangpur	74	56	32	4	94	60	32.3	31.1	23.3	22.3
	Dinajpur	17	27	-37	4	97	50	32.6	32.1	23.5	22.3
	Ishurdi	38	30	***	2	96	42	34.6	34.7	24.3	23.5
Khulna	Khulna	24	29	-17	5	99	50	35.9	34.5	24.4	24.6
Khulna	Jessore	105	33	218	4				35.5		24.3
	Chuadanga	28	25	12	2	97	54	35.0	36.2	24.3	24.6
	Satkhira	125	27	363	6	96	47	34.9	35.3	23.9	25.0
Barisal	Barisal	12	35	-66	4	98	56	35.0	33.3	24.3	24.1
Barisal	Bhola	12	41	-71	3				32.7		24.6
	Patuakhali	3	41	-93	3	98	64	35.4	33.2	25.0	24.7
	Khepupara	8	34	-76	3	95	40	34.9	32.8	25.4	25.3

N.B. Analyses contained in this bulletin are based on preliminary un-checked data.

** Data not received. *** Data not available.